


HOÀNG VĂN VÂN (Tổng Chủ biên) – LUONG QUỲNH TRANG (Chủ biên)
NGUYỄN THỊ LAN ANH – ĐỖ THỊ NGỌC HIỀN – NGUYỄN BÍCH THUY – NGUYỄN QUỐC TUẤN

Tiếng Anh



NHÀ XUẤT BẢN GIÁO DỤC VIỆT NAM



timdapan.com

HOÀNG VĂN VÂN (Tổng Chủ biên) - LUONG QUỲNH TRANG (Chủ biên)
NGUYỄN THỊ LAN ANH - ĐỖ THỊ NGỌC HIỀN - NGUYỄN BÍCH THUY - NGUYỄN QUỐC TUẤN

Tiếng Anh



NHÀ XUẤT BẢN GIÁO DỤC VIỆT NAM



ICONS



Listen



Repeat



Track



Point



Say/Answer



Chant



Tick



Circle



Look



Write/Draw



Let's talk/Ask



Let's sing



Find



Play



Read



Guess



Rearrange



Match



Cross

BOOK MAP

Unit	Phonics	Vocabulary	Sentence Patterns	Page
1 At my birthday party	p	pasta, popcorn, pizza	The popcorn is yummy.	6
2 In the backyard	k	kite, bike, kitten	Is she flying a kite? Yes, she is./ No, she isn't.	9
Fun time 1				12
3 At the seaside	s	sail, sand, sea	Let's look at the sea!	14
4 In the countryside	r	rainbow, river, road	What can you see? I can see a rainbow.	17
Review 1				20
5 In the classroom	q	question, square, quiz	What's he doing? He's doing a quiz.	23
6 On the farm	x	box, fox, ox	Is there a fox? Yes, there is./ No, there isn't.	26
Fun time 2				29
7 In the kitchen	j	juice, jelly, jam	Pass me the jam, please. Here you are.	31
8 In the village	v	village, van, volleyball	Can you draw a van? Yes, I can./No, I can't.	34
Review 2				37

Unit	Phonics	Vocabulary	Sentence Patterns	Page
9 In the grocery store	y	yogurt, yams, yo-yos	What do you want? I want some yams.	40
10 At the zoo	z	zoo, zebu, zebra	Do you like the zoo? Yes, I do./ No, I don't.	43
Fun time 3				46
11 In the playground	i	sliding, riding, driving	They're driving cars.	48
12 At the café	a	grapes, cake, table	The cake is on the table. The grapes are on the table.	51
Review 3				54
13 In the maths class	n	eleven, thirteen, fourteen, fifteen	What number is it? It's eleven.	57
14 At home	er	brother, sister, grandmother	How old is your brother? He's nineteen.	60
Fun time 4				63
15 In the clothes shop	sh	shirts, shoes, shorts	Where are the shoes? Over there.	65
16 At the campsite	t	tent, teapot, blanket	Is the blanket near the tent? No, it isn't. It's in the tent.	68
Review 4				71
Glossary				74

Unit

1

At my birthday party

Lesson 1

1

Listen and repeat.

Track 2

Pp



2

Point and say.

popcorn

pasta

pizza

Lesson 2

3

Listen and chant.



P, p, pasta.

P, p, pizza.

P, p, popcorn.

I like pasta.

I like pizza.

I like popcorn.

Yummy, yummy, yummy.



4

Listen and tick.



1



a

☐


b

☐

2



a

☐


b

☐

5

Look and write.



P

p



_izza



_opcorn



_asta

Lesson 3

6

Listen and repeat.

Track 5



The popcorn is yummy.



7

Let's talk.



The ____ is yummy.



a



b



c

8

Let's sing!

Track 6



It's my birthday party.
I like pasta.
The pasta is yummy.
I like pizza.
The pizza is yummy.
I like popcorn.
The popcorn is yummy.



Unit

2

In the backyard

Lesson 1

1

Listen and repeat.

Track 7



Kk

kite

bike

2

Point and say.



kitten

Lesson 2

3

Listen and chant.



K, k, kite.

He's flying a kite.

K, k, bike.

He's riding a bike.

K, k, kitten.

She's playing with a kitten.



4

Listen and circle.



1



a



b

2




a



b

5

Look and write.



bi_e



_ite



_itten

Lesson 3

6

Listen and repeat.

Track 10



Is she flying a kite?

Yes, she is.



Is he flying a kite?

No, he isn't.



7

Let's talk.



Is he _____?

Is she _____?

Yes, _____.

No, _____.



a



b



c

8

Let's sing!

Track 11



Where's **K**ate?

She's in the yard.

Is she riding a **b**ike?

Yes, she is. Yes, she is.

Where's **K**en?

He's in the yard.

Is he riding a **b**ike?

No, he isn't. No, he isn't.



Fun time 1

1

Find and circle the words. Then say.



obspizzanm

a



vokittenbh

b



abpopcornd

c



mkbikebdal

d

2

Let's play.



Stand up! Sit down!



3

Look, read and write. Then say aloud.



1. The _____ is yummy.



2. A: Is he flying a _____?
B: Yes, he is.



3. A: Is she riding a _____?
B: Yes, she is.



4. The _____ is yummy.

4

Let's play.



Spelling chain



Unit

3

At the seaside

Lesson 1

1

Listen and repeat.

Track 12



Ss

sail

sand



2

Point and say.



sea

Lesson 2

3

Listen and chant.

Track 13



S, s, sea.
S, s, sail.
S, s, sand.

I can see the sea.
I can see the sail.
I can see the sand
At the seaside.



4

Listen and tick.

Track 14



1



a ☐



b ☐

2



a ☐



b ☐

5

Look and write.



S

S



_ea



_ail



_and

Lesson 3

6

Listen and repeat.

Track 15



Let's look at the sea!



7

Let's talk.



Let's ____!



a



b



c

8

Let's sing!

Track 16



It's **S**aturday.
It's a **s**unny day.
We're at the **s**easide.
Let's look at the **s**ail!

It's **S**unday.
It's a **s**unny day.
We're at the **s**easide.
Let's look at the **s**and!



Unit 4

In the countryside

Lesson 1

1

Listen and repeat.



Rr

rainbow

river

road

2

Point and say.



Lesson 2

3

Listen and chant.

Track 18



R, r, road.
There's a road.

R, r, river.
There's a river.

R, r, rainbow.
There's a rainbow.



4

Listen and circle.

Track 19



1



a



b

2



a



b

5

Look and write.



R

r



_oad



_iver



_ainbow

Lesson 3

6

Listen and repeat.

Track 20



7

Let's talk.



What can you see?

I ____.



a



b



c

8

Let's sing!

Track 21



What can you see?
I can see a rainbow.
A rainbow in the sky.

What can you see?
I can see a river.
A river near the road.

Review 1

Phil and Sue

1

Listen and read.

Track 22



Hi! I'm
Phonic Phil!

... and I'm
Super Sue!



1

Look! Ba's flying
a kite!



2

Look! Ken's having
a big pizza!



3

Look! Kate's playing
with a kitten!



4

Let's look at the sea!



I can see
a rainbow.

What can
you see?

2

Look again and circle.



bike

pasta

pizza

sail

sea

rainbow

road

kitten

1

Listen and tick.



Self-check

1



a

☐


b

☐

2



a

☐


b

☐

3



a

☐


b

☐

2

Listen and circle.



1

s

r

2

r

p

3

p

k

4

s

k

3

Write and say.



1

_opcorn



2

_itten



3

_and



4

_ainbow

4

Read and tick.



1 Let's look at the river!

2 A: Is she flying a kite?
B: Yes, she is.

3 A: What can you see?
B: I can see a road.



a ☐

b ☐



a ☐

b ☐



a ☐

b ☐

5

Guess, read and circle. Then say.



1



2



3



- a. The pasta is yummy. a. I can see a sail. a. Let's look at the sea!
b. The pizza is yummy. b. I can see a rainbow. b. Let's look at the road!

6

Write the words.



rainbow

k_ _ _

s_ _

p_ _ _

p_ _ _

r_ _ _

Unit 5 In the classroom

Lesson 1

1

Listen and repeat.



Qq

? question

square

quiz

2

Point and say.



Lesson 2

3

Listen and chant.

Track 26



Q, q, a square.
He's colouring a square.

Q, q, a question.
He's answering a question.

Q, q, a quiz.
She's doing a quiz.



4

Listen and tick.

Track 27



1



a

☐

b

☐

2



a


☐


b

☐

5

Look and write.



s_uare



_uiz



_uestion

Lesson 3

6

Listen and repeat.

Track 28



What's she doing?

She's colouring a square.

What's he doing?

He's doing a quiz.



7

Let's talk.



What's _____?

_____.



a



b



c

8

Let's sing!

Track 29



What's he doing?

He's doing a quiz.

What's he doing?

He's colouring a square.

What's she doing?

She's answering a question.



Unit

6

On the farm

Lesson 1

1

Listen and repeat.

Track 30



x x

box

fox

ox

2

Point and say.



Lesson 2

3

Listen and chant.

Track 31



X, x, a box.


I can see a box on the farm.

X, x, a fox.

I can see a fox on the farm.

X, x, an ox.

I can see an ox on the farm.



4

Listen and circle.

Track 32



1



a



b

2



a



b

5

Look and write.



fo__



o__



bo__

Lesson 3

6

Listen and repeat.

Track 33



Is there a fox?

Yes, there is.



Is there a fox?

No, there isn't.



7

Let's talk.



Is there a _____?

Is there an _____?

Yes, _____.

No, _____.



a



b



c

8

Let's sing!

Track 34

Is there a fox? Is there a fox?
Yes, there is. Yes, there is.
There's a fox in the box.

Is there an ox? Is there an ox?
No, there isn't. No, there isn't.
There isn't an ox on the farm.



Fun time 2

1

Rearrange the letters to make words. Then say.



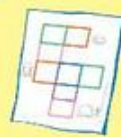
1. aqsuer _____



2. ofx _____



3. uziq _____



4. xbo _____



2

Let's play.

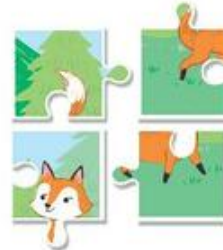


Bingo

quiz	rainbow	square
box	road	fox
ox	sail	question

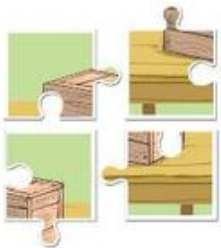
3

Guess and write. Then say.



1. A: What's she doing?
B: She's doing a _____.

2. A: Is there a ____?
B: Yes, there is.



3. A: Is there a ____?
B: Yes, there is.

4. A: What's he doing?
B: He's answering a _____.

4

Let's play.



Spelling bee



Unit 7 In the kitchen

Lesson 1

1

Listen and repeat.

Track 35

Jj

juice

jelly

2

Point and say.

jam

Lesson 2

3

Listen and chant.



J, j, jam.
I like jam.

J, j, juice.
I like juice.

J, j, jelly.
I like jelly.



4

Listen and tick.



1



a

☐

b

☐

2



a

☐

b

☐

5

Look and write.



J

j



_elly



_uice



_am

Lesson 3

6

Listen and repeat.



Pass me the jam, please.

Here you are.



7

Let's talk.



_____, please.

Here _____.



a



b



c

8

Let's sing!



Jam, juice, jelly.
Pass me the jam.
Pass me the juice.
Pass me the jelly.
Here you are.
Here you are.
Here you are.



Unit

8

In the village

Lesson 1

1

Listen and repeat.

Track 40



Vv

village

van

volleyball

2

Point and say.



Lesson 2

3

Listen and chant.

Track 41



V, v, van.

This is a van.

V, v, village.

This is a village.

V, v, volleyball.

This is a volleyball.



4

Listen and circle.

Track 42



1



a



b

2



a



b

5

Look and write.



_illage



_olleyball



_an

Lesson 3

6

Listen and repeat.

Track 43



Can you draw a van?

No, I can't.

Yes, I can.



7

Let's talk.



Can you draw a _____?

Yes, _____.

No, _____.



a



b



c



d

8

Let's sing!

Track 44



Can you draw a **v**an?

Yes, I can.

Can you draw a **v**olleyball?

Yes, I can.

Can you draw a **v**illage?

No, I can't.



Review 2

Phil and Sue

1

Listen and read.

Track 45



Hello, I'm
Phonic Phil!



... and I'm
Super Sue!



1

Let's go to Ba's village!



Great!

2

Hi, Phil and Sue.

Hello, Ba.
And hello, ...



This is my
mother.

3

Pass me the
juice, please.




Thank you!

Here you are.

4

Oh, there's
a volleyball.

Let's play!



OK.

2

Look again and circle.



quiz

square

box

juice

jelly

village

ox

van

1

Listen and tick. 





Self-check

1






a ☐ b ☐

2

a ☐ b ☐

3

a ☐ b ☐



2

Listen and circle. 



1	q	v	2	x	j
3	x	q	4	v	j

3

Write and say.  



1 fo__



2 __uestion



3 __uice



4 __illage

4

Read and tick.



1

A: Is there a box?
B: Yes, there is.



a

☐

b

☐

2

A: Can you draw a van?
B: Yes, I can.



a

☐

b

☐

3

A: What's he doing?
B: He's doing a quiz.



a

☐

b

☐

5

Find the words.



square

box

juice

van

a	m	s	w	y	j	t	q
q	e	j	e	l	l	y	u
u	v	i	l	l	a	g	e
j	a	q	v	b	o	x	s
u	n	e	q	u	i	z	z
i	e	l	i	s	h	k	t
c	g	s	q	u	a	r	e
e	r	f	o	f	o	x	m

quiz

fox

jelly

village

6

Write the words.



v _ _ _ _

s _ _ _ _

b _ _

j _ _ _

v _ _ _ _

j _ _ _

Unit 9

In the grocery store

Lesson 1

1

Listen and repeat.

Track 48



Yy

yogurt

yams

yo-yos

2

Point and say.



Lesson 2

3

Listen and chant.



Y, y, yo-yos.
Can you see the yo-yos?

Y, y, yams.
Can you see the yams?

Y, y, yogurt.
Can you see the yogurt?



4

Listen and tick.



1



a ☐



b ☐

2



a ☐



b ☐

5

Look and write.



_ams



_ogurt



_o-_os

Lesson 3

6

Listen and repeat.

Track 51



What do you want?

I want some yams.



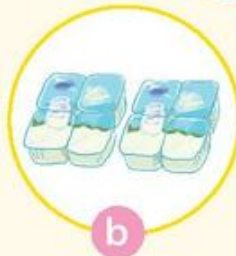
7

Let's talk.



What do you want?

I ____.



8

Let's sing!

Track 52



Yo-yos and yogurt.
I want some yo-yos.
I want some yogurt.

Yams and apples.
Mum wants some yams.
Mum wants some apples.



Unit 10

At the zoo

Lesson 1

zoo

1

Listen and repeat.

Track 53

Zz

zebu

zebra

2

Point and say.



Lesson 2

3

Listen and chant.


Track 54



Z, z, zoo.
We're at the zoo.

Z, z, zebra.
That's a zebra.

Z, z, zebu.
That's a zebu.



4

Listen and circle.

Track 55



1



a



b

2



a



b

5

Look and write.



_oo



_ebra



_ebu

Lesson 3

6

Listen and repeat.

Track 56



7

Let's talk.



Do you like the ____?

Yes, ____.

No, ____.



a



b



c

8

Let's sing!

Track 57



We're at the zoo.
Do you like the zebu?
Yes, I do. Yes, I do.

We're at the zoo.
Do you like the zebra?
Yes, I do. Yes, I do.



Fun time 3

1 Circle and match. Then say.



kcayogurtklmyamspohzoobvtzebradatyoysmyn



a



b



c



d



e

2 Let's play.



What and where



3

Write and say.




1

2

3

4



1. I want some _____.
2. I want some _____.
3. Do you like the _____? No, I don't.
4. Do you like the _____? Yes, I do.

4

Let's play.



Pass the word



Unit **11** In the playground

Lesson 1

1

Listen and repeat.

Track
58



Ii

sliding

riding

driving

2

Point and say.



Lesson 2

3

Listen and chant.

Track 59



I, i, riding.
She's riding a bike.

I, i, driving.
He's driving a car.

I, i, sliding.
They're sliding.



4

Listen and tick.

Track 60



a ☐



b ☐

2



a ☐



b ☐

5

Write and say.



r_ding



dr_ving



sl_ding

Lesson 3

6

Listen and repeat.

Track 61



They're driving cars.



7

Let's talk.



They're ____.



a



b



c

8

Let's sing!

Track 62



Riding bikes, riding bikes.
They're riding bikes.
Driving cars, driving cars.
They're driving cars.
Sliding, sliding, sliding.
They're sliding.
In the playground.



Unit

12

At the café

Lesson 1

1

Listen and repeat.

Track 63



Aa

grapes

cake

2

Point and say.



table

Lesson 2

3

Listen and chant.



A, a, cake.

A, a, cake.

He's having a cake.

A, a, grapes.

A, a, grapes.

She's having grapes.



4

Listen and circle.



1



a



b

2



a



b

5

Write and say.



t_ble



gr_pes



c_ke

Lesson 3

6

Listen and repeat.



The cake is on the table.

The grapes are on the table.



7

Let's talk.



The _____ is _____.

The _____ are _____.



8

Let's sing!



Look at the **cake**.
The **cake** is on the **table**.

Look at the **grapes**.
The **grapes** are on the **table**.

We're having a **cake**.
We're having **grapes**.



Review 3

Phil and Sue

1

Listen and read.



Hello, I'm
Phonic Phil!



... and I'm
Super Sue!



1

The cake is
on the table.

Today is Super
Sue's birthday.



And the grapes are
on the table, too.

2

Do you like the cake?

Yes, I do.



3


Where's Sue?



Oh, Sue and Kate
are here. They're
riding bikes.

4

Happy birthday, Sue!



2

Look again and circle.



grapes

yogurt

cake

yams

riding

sliding

zoo

zebra

1

Listen and tick or cross.



1 ☐



2 ☐



3 ☐



4 ☐

2

Listen and circle.



1

a

i

2

y

a

3

y

z

4

i

z

3

Write and say.



1 gr_pes



2 _ams



3 dr_ving



4 _oo

4

Read and tick.



1

They're sliding.

2

The grapes are on the table.

3

A: What do you want?
B: I want some yogurt.



a

☐

b

☐


a

☐

b

☐


a

☐

b

☐

5

Draw a zebra or a zebu. Then ask your friend.



Do you like the _____?

Yes, _____.

No, _____.



6

Write the words.



s_____

r_____

z_____

c_____

y_____

g_____

Unit

13

In the maths class

Lesson 1

1

Listen and repeat.



Nn

eleven

$$10 + 1 = 11$$

thirteen

$$10 + 3 = 13$$

$$10 + 4 = 14$$

fourteen

$$10 + 5 = 15$$

fifteen

2


Point and say.



Lesson 2

3

Listen and chant.



N, n, eleven.

N, n, thirteen.

How many balls?

Eleven or thirteen?

N, n, fourteen.

N, n, fifteen.

How many dolls?

Fourteen or fifteen?

4

Listen and tick.



1

13

a ☐

11

b ☐

2

14

a ☐

15

b ☐

5

Write and say.



11

eleve_

13

thirtee_

14

fourtee_

15

fiftee_

Lesson 3

6

Listen and repeat.



What number is it?

It's eleven.

It's twelve.

What number is it?

7

Let's talk.



What number ____?

_____.

12

a

13

b

14

c

15

d

8

Let's sing!



What number is it?
Eleven, twelve or thirteen?
It's thirteen.

What number is it?
Thirteen, fourteen or fifteen?
It's fifteen.



Unit

14

At home

Lesson 1

1

Listen and repeat.

Track 76



er

sister

brother

grandmother

2

Point and say.



Lesson 2

3

Listen and chant.



Er, er, sister.
She's my sister.
She's sixteen.

Er, er, brother.
He's my brother.
He's nineteen.



4

Listen and circle.



1



a



b

2



a



b

5

Write and say.



grandmoth__



broth__



sist__

Lesson 3

6

Listen and repeat.

Track 79



How old is your brother?

He's nineteen.



7

Let's talk.



How old _____?

_____.



a



b



c



d

8

Let's sing!

Track 80



That's my brother.
How old is he?
He's nineteen.

My grandmother is here.
My sister is here.
We are all here.
At his birthday party.



Fun time 4

1

Look and circle. Then say.



14



1. fourteen / fifteen

2. sister / brother

17

13

3. sixteen / seventeen

4. twelve / thirteen

2

Let's play.



Rock, paper, scissors!



3

Look, read and answer.



1. What number is it?

20

2. How old is your brother?



3. What number is it?

11

4. How old is your sister?



4

Let's play.



Mystery bag



Unit 15

In the clothes shop

Lesson 1

1

Listen and repeat.

Track 81



sh

shirts

shorts

shoes

2

Point and say.



Lesson 2

3

Listen and chant.

Track 82



Sh, sh, shoes.

Sh, sh, shirts.

Sh, sh, shorts.

Shoes, shirts and shorts
Are in the shop.
Are in the shop.



4

Listen and tick.

Track 83



1



a ☐

b ☐

2



a ☐

b ☐

5

Write and say.



___irts



___oes



___orts

Lesson 3

6

Listen and repeat.



Where are the shoes?

Over there.



7

Let's talk.



Where ____?

_____.



8

Let's sing!



I like shoes.
Where are the shoes?
Over there. Over there.

I like shirts.
Where are the shirts?
Over there. Over there.

Unit 16 At the campsite

Lesson 1

1

Listen and repeat.

Track 86



Tt

tent

teapot

blanket

2

Point and say.



Lesson 2

3

Listen and chant.



Track 87

T, t, tent.

The tent is near the fence.

T, t, blanket.

The blanket is in the tent.

T, t, teapot.

The teapot is on the table.



4

Listen and circle.



Track 88

1



a



b

2



a



b

5

Write and say.



ten__



teapo__



blanke__

Lesson 3

6

Listen and repeat.

Track 89



Is the blanket near the tent?



No, it isn't.
It's in the tent.

7

Let's talk.



Is the _____ near _____?

No, _____. It's _____.



a



b



c

8

Let's sing!

Track 90



Is the blanket near the tent?

No, it isn't. It's in the tent.

Is the table near the tent?

No, it isn't. It's in the tent.

Is the teapot near the table?

No, it isn't. It's on the table.



Review 4

Phil and Sue

1

Listen and read.

Track 91



Hello, I'm
Phonic Phil!

... and I'm
Super Sue!

1

I want some shirts.
Where are they?



Over there.

2

How old is your brother?



He's fifteen.

3

What do you want,
Sue and Kate?



I want
some juice.

I want some yogurt.

4

Shirts are nice. But
yogurt and juice are yummy!



2

Look again and circle.



sixteen
fifteen

blanket
sister

brother
teapot

shorts
shirts

1

Listen and tick or cross.

Track 92



Self-check

13

1

☐


2

☐


3

☐


4

☐

2

Listen and circle.

Track 93



1 n er

2 sh t

3 er t

4 n sh

3

Write and say.



1 __orts



2 grandmoth __

11

3 eleve__



4 teapo__

4

Read and tick.



1

A: Where are the shoes?
B: Over there.



a

☐

b

☐

2

A: How old is your brother?
B: He's twenty.



a

☐

b

☐

3

A: Is the teapot near the table?
B: No, it isn't. It's on the table.



a

☐

b

☐

5

Find the words.



shoes

shirts

brother

fourteen

m	s	h	o	e	s	e	t
a	h	d	w	i	r	q	l
n	i	s	i	s	t	e	r
b	r	o	t	h	e	r	z
y	t	e	n	t	v	u	j
f	s	i	x	t	e	e	n
b	l	a	n	k	e	t	c
f	o	u	r	t	e	e	n

tent

sister

blanket

sixteen

6

Write the words.



GLOSSARY

bike	/baɪk/	xe đạp	U 2
blanket	/'blæŋkɪt/	cái chăn	U 16
box	/bɒks/	cái hộp	U 6
brother	/'brʌðə/	anh, em trai	U 14
cake	/keɪk/	cái bánh	U 12
drive	/draɪv/	lái xe (ô tô)	U 11
eighteen	/,eɪ'ti:n/	mười tám (18)	U 14
eleven	/ɪ'levn/	mười một (11)	U 13
fifteen	/,fɪf'ti:n/	mười lăm (15)	U 13
fourteen	/,fɔ:'ti:n/	mười bốn (14)	U 13
fox	/fɒks/	con cáo	U 6
grandmother	/'grænmʌðə/	bà	U 14
grape	/greɪp/	quả nho	U 12
jam	/dʒæm/	mứt	U 7
jelly	/'dʒeli/	thạch	U 7
juice	/dʒu:s/	nước ép	U 7
kite	/kaɪt/	cái điều	U 2
kitten	/'kɪtn/	con mèo con	U 2
near	/nɪə/	gần	U 16
nineteen	/,naɪn'ti:n/	mười chín (19)	U 14
ox	/ɒks/	con bò	U 6
pasta	/'pæstə/	mì ống, mì sợi	U 1
pizza	/'pi:tʃə/	bánh pizza	U 1
popcorn	/'pɒpkɔ:n/	bông ngô	U 1
question	/'kwestʃən/	câu hỏi	U 5
quiz	/kwɪz/	câu đố	U 5
rainbow	/'reɪnbəʊ/	cầu vồng	U 4
ride	/raɪd/	lái xe (xe đạp, xe máy)	U 11

river	/ˈrɪvə/	dòng sông	U 4
road	/rəʊd/	con đường	U 4
sail	/seɪl/	cánh buồm	U 3
sand	/sænd/	cát	U 3
sea	/si:/	biển	U 3
seventeen	/ˌsevn'ti:n/	mười bảy (17)	U 14
shirt	/ʃɜ:t/	áo sơ mi	U 15
shoes	/ʃu:z/	đôi giày	U 15
shorts	/ʃɔ:ts/	quần soóc	U 15
sister	/ˈsɪstə/	chị, em gái	U 14
sixteen	/ˌsɪks'ti:n/	mười sáu (16)	U 14
slide	/slaɪd/	trượt	U 11
square	/skweə/	hình vuông	U 5
table	/ˈteɪbl/	cái bàn	U 12
teapot	/ˈti:pɒt/	ấm pha trà	U 16
tent	/tent/	lều, rạp	U 16
thirteen	/ˌθɜ:ˈti:n/	mười ba (13)	U 13
twelve	/twelv/	mười hai (12)	U 13
twenty	/ˈtwenti/	hai mươi (20)	U 14
van	/væn/	xe tải	U 8
village	/ˈvɪlɪdʒ/	làng	U 8
volleyball	/ˈvɒlibɔ:l/	bóng chuyền	U 8
yam	/jæm/	củ khoai sọ	U 9
yo-yo	/ˈjəʊ jəʊ/	cái yo-yo	U 9
yogurt	/ˈjɒgət/	sữa chua	U 9
zebra	/ˈze:brə/	ngựa vằn	U 10
zebu	/ˈzi:bu:/	bò u	U 10
zoo	/zu:/	vườn thú	U 10

Tiếng Anh 2



Dành cho học sinh



Sách học sinh



Sách bài tập




Phần mềm
tương tác



Audio CD

Tài liệu tham khảo



Truyện đọc



Từ điển
Anh - Việt

Dành cho giáo viên



Sách giáo viên



Tranh tình huống



Phần mềm
tương tác



Thẻ từ



Bộ quần rối

Các hợp phần bổ trợ

1. PowerPoint bài giảng điện tử
2. Video tiết giảng minh họa
3. Giáo án mẫu
4. Phân phối chương trình
5. Bộ đề kiểm tra

Các đơn vị đầu mối phát hành:

*Miền Bắc:	CTCP Đầu tư và Phát triển Giáo dục Hà Nội Địa chỉ: Toà nhà văn phòng HEID ngõ 12 Láng Hạ, Ba Đình, Hà Nội	Điện thoại: 024 3512 3939
*Miền Trung:	CTCP Đầu tư và Phát triển Giáo dục Đà Nẵng Địa chỉ: 145 Lê Lợi, Hải Châu 1, Hải Châu, Đà Nẵng	Điện thoại: 0236 3889 954
*Miền Nam:	CTCP Đầu tư và Phát triển Giáo dục Phương Nam Địa chỉ: 231 Nguyễn Văn Cừ, 4, Quận 5, TP. Hồ Chí Minh	Điện thoại: 028 7303 5556

Truy cập phần mềm tương tác và các hợp phần bổ trợ tại: <http://hanhtrangso.nxbgd.vn>
<http://sachmem.vn>

Kích hoạt để mở học liệu điện tử: Gõ lớp như trên tem để nhận mã số. Truy cập <http://hanhtrangso.nxbgd.vn> và nhập mã số tại biểu tượng chìa khoá.



timdapan.com

ISBN 978-604-0-25872-4



9 786040 258724

Giá: đ

Sách: ... đ;

Đĩa và thẻ: ... đ